



Crochet Cross Stitch Neck Warmer



Instructions

Knit body.

1. ch 11 and another 3 chs to turn up.



Finished size

• Approx. 18 cm width, 62 cm length


Needles

• Amour Crochet Hook(12.0 mm)(Art No. 1058)

Materials

• Super bulky weight yarn (35 m / 70 g):
130 g

● Pattern



2. dc 1 in seventh ch from hook, ch 1, dc 1 in fifth ch from beginning so as to sandwich previous dc,(sk 2 ch, dc 1 in next ch, ch 1, dc 1 in first skipped ch) twice, dc 1 in next ch.

	ch (chain)		dc (double crochet)
	sc (single crochet)		
	sl st (slip stitch)		

Crochet Cross Stitch Neck Warmer



3. You now have one row.

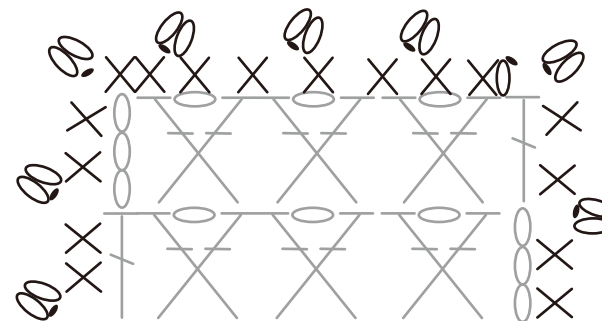


4. Turn the work, continue knitting as previous row. The height of one row will be Approx. 4 cm. (ch 3, turn the work, sk 1 dc and 1 ch, dc 1 in next dc, ch 1, dc 1 in skipped dc) three times, dc in ch.



5. You will now have completed 18 rows. Make sure there have been no stitch increases or decreases, and that you have knitted with consistent tension. If you notice anything wrong, unravel and reknit.

● Knit edging.




[Used a different colored yarn for easy understanding.]




1. ch 1, sc 1 in dc sp, sc 1 in ch-1 sp, ch 2.

Crochet Cross Stitch Neck Warmer



2. Insert hook into first sc just made as arrow indicates



yo and pull through.



You now have a 2 - ch picot.



3. Repeat.



4. At corner,sc 2, ch - 2 picot in space.



5. Repeat around, join with sl st in beg ch, cut yarn.
With Amour Crochet Hook weave in ends.



Wear with stole pin or broach.