


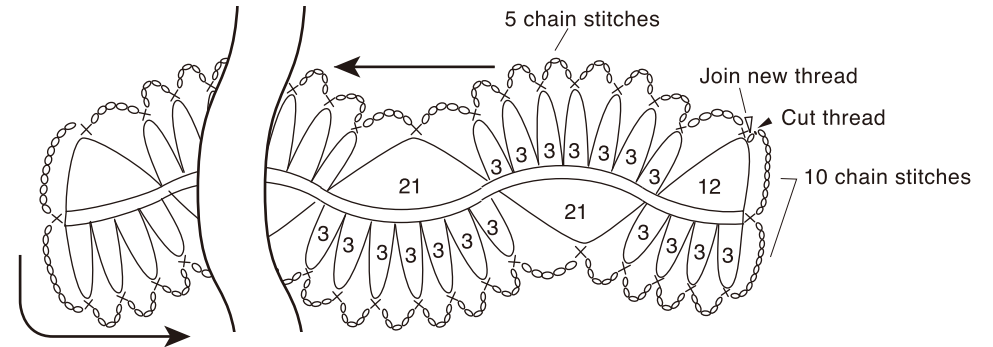
Hair Pin Lace: Fall scarf

Instructions

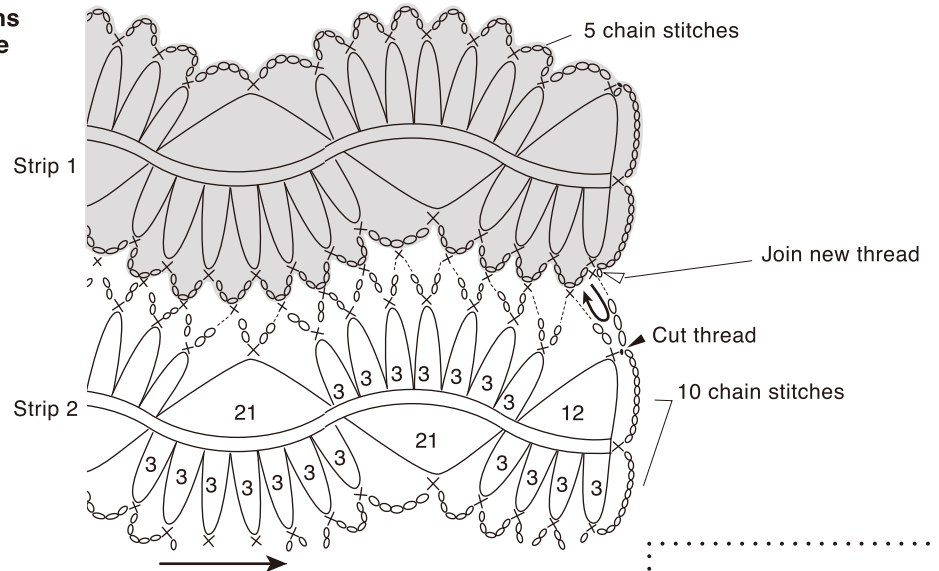
1. Make 4 strips of 507 loops on each side with a central single crochet.



2. Make the edging of strip 1 following the diagram.



3. Join strip 2 to strip 1 with chains and single stitches following the diagram. Do the same for strips 3 and 4.



Tools

- Hair Pin Lace Tool (Art No. 3104)
- Soft Touch Steel Crochet Hook: No. 0 (1.75 mm) (Art No. 1020) or Amour Steel Crochet Hook: No. 0 (1.75 mm) (Art No. 1220)

Materials

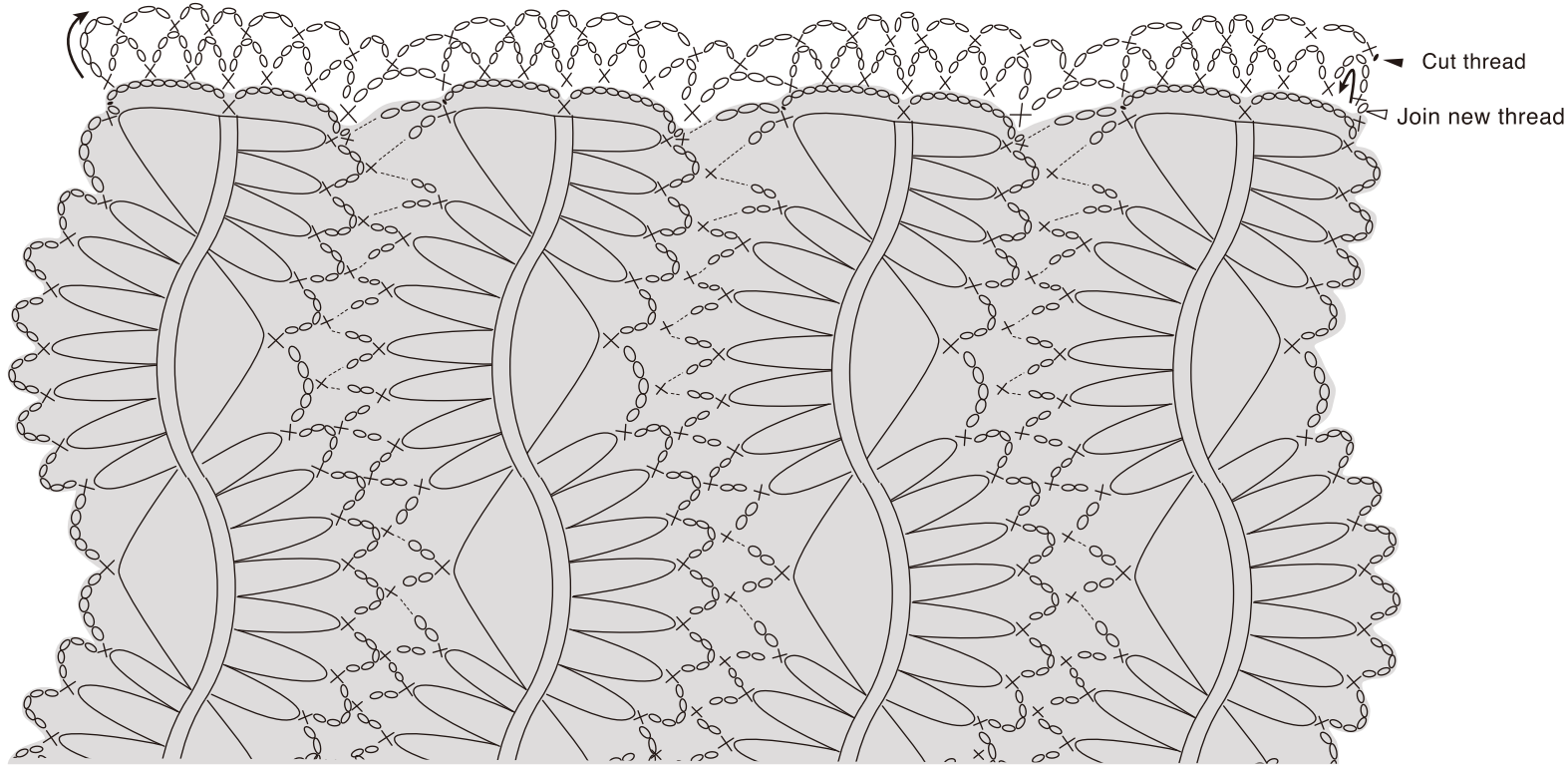
Crochet thread #20: 218 m/50 g

Finished size

Approx. 116 x 25 cm


Hair Pin Lace: Fall scarf

4. Edge both sides of joined strips following the diagram.



Full size diagram

1 to 3. Joined strips



4. Edging

Stitch key

- = ch (chain) ● = sl st (slip stitch)
- X = sc (single crochet)
- △ = Join new thread ▲ = Cut thread