

# Aran Knit Scarf



## Instructions

1. Long tail cast on 25 sts.
2. row 1 : \*k1, p1; repeat from \* 3 more times, k9, \*p1, k1; repeat from \* 3 more times.  
 row 2 : \*k1, p1; repeat from \* 3 more times, p9, \*p1, k1; repeat from \* 3 more times.  
 row 3 : \*k1, p1; repeat from \* 3 more times, k3, 3/3 LC, \*p1, k1; repeat from \* 3 more times.  
 row 4 : Repeat row 2  
 row 5 : Repeat row 1  
 row 6 : Repeat row 2  
 row 7 : \*k1, p1; repeat from \* 3 more times, 3/3 RC, k3, \*p1, k1; repeat from \* 3 more times.  
 rows 8-10 : Repeat rows 4-6  
 Repeat rows 3-10 35 more times.  
 BO in pattern and weave in ends.

### Finished size

- Approx. 18 cm width, 153 cm length, laid flat.

### Materials

- Super bulky weight yarn (37 m / 40 g): 270 g

### Needles






- Bamboo Knitting Needles Takumi Single Pointed (Art No. 3745) (35 cm / 7.0 mm)

### Extras

- Cable Stitch Holders (U-Shaped) (Art No. 341)

### Stitch key

Knitting

-  = k (knit)
-  = p (purl)
-  = BO (bind off)
-  = 3 / 3 RC (3 over 3 right cross)
-  = 3 / 3 LC (3 over 3 left cross)

