



## Tunisian Crochet: Mini Mat “Stocking Stitch”

\*Knit in a way that follows the run of your eye. (Refer to the arrow direction of the braiding diagram.)

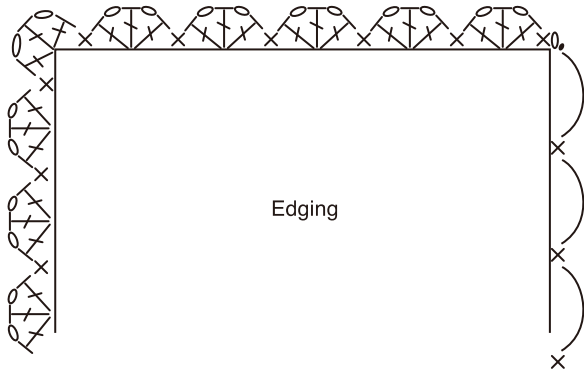
### Stocking Stitch

 color A     color B



Foundation chain 23 sts

1. Follow the diagram and stitch 24 rows of 23 ch.
2. Do the edging in B yarn.



Edging

#### Materials

- Aran (53 m/20 g)
- Color A: 20 g
- Color B: 20 g

#### Tools

- Double Ended Tunisian Crochet Hook (Art No.1305/G)