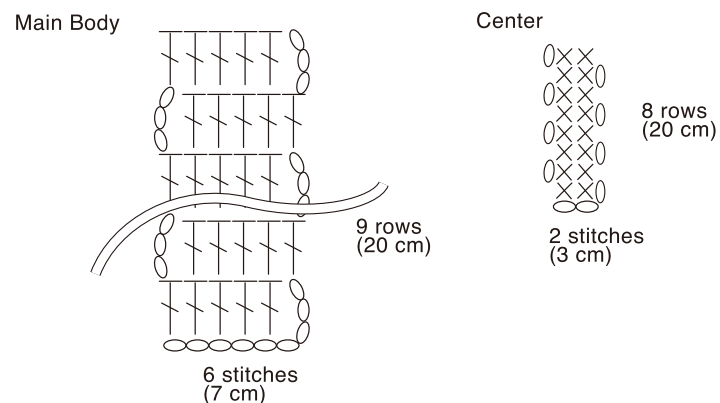


Crochet Ribbon "Double"



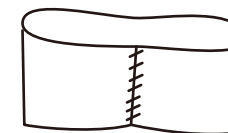
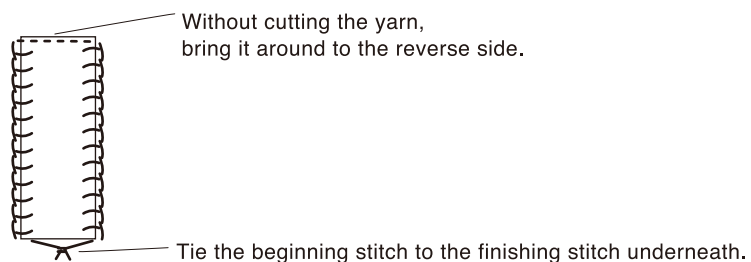
Instructions

1. The main body and center of the ribbon will be crocheted from A color wool.

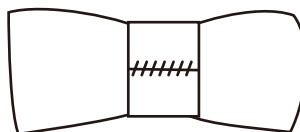


2. For the center part, use a blanket stitch on both sides with the B color wool.

3. The main body is then cross-stitched to the center.



4. Attach a hair tie or brooch pin to the center of the bow, tidy it up and it is then finished.



Tools

- Amour Crochet Hook (8.0 mm) (Art No. 1055)
- Darning Needle

Materials

- Bulky Weight Yarn(26 m/40 g)
- Color A 11.5 m
- Color B 80 cm
- Hair tie or brooch pin