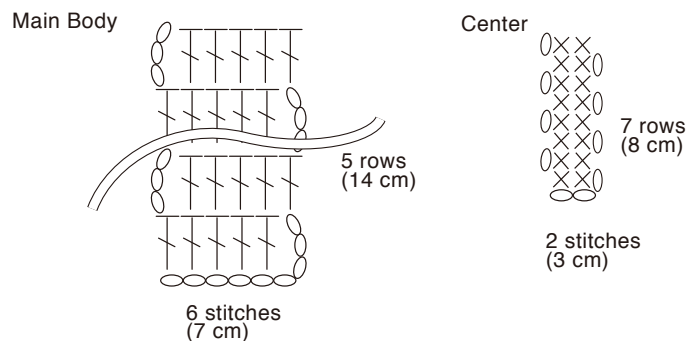


Crochet Ribbon "Single"



Instructions

1. Crochet the main body and center of the ribbon.



Tools

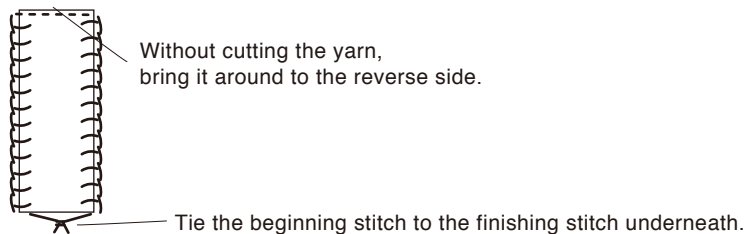
- Amour Crochet Hook (8.0 mm) (Art No. 1055)
- Darning needle

Materials

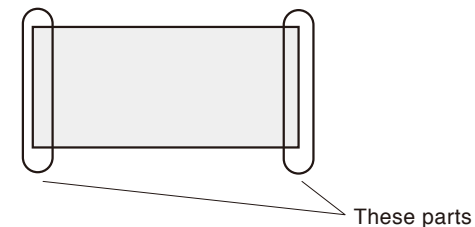
- Super Bulky Weight Yarn (32 m/50 g) 8 m
- Bulky Weight Yarn (26 m/40 g) 80 cm

Hair tie or brooch pin

2. Blanket stitch both sides of the center piece with the bulky weight yarn.



3. Finish off and tidy up the yarn for the center piece. For a beautiful finish, pass the yarn through the edges to reinforce them.



4. Attach a hair tie or brooch pin to the center of the bow, tidy it up and it is then finished.

