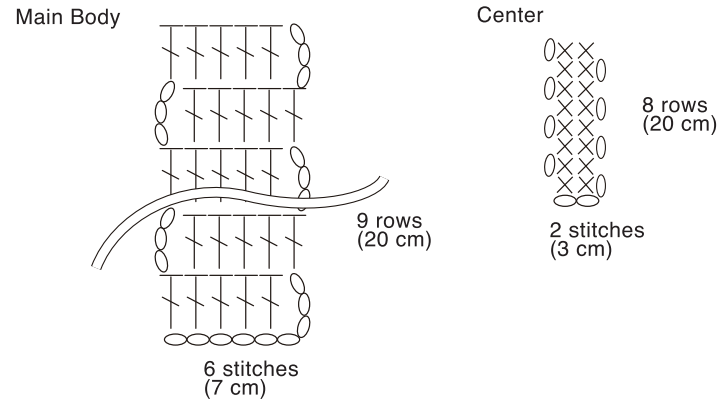


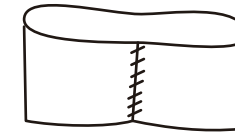
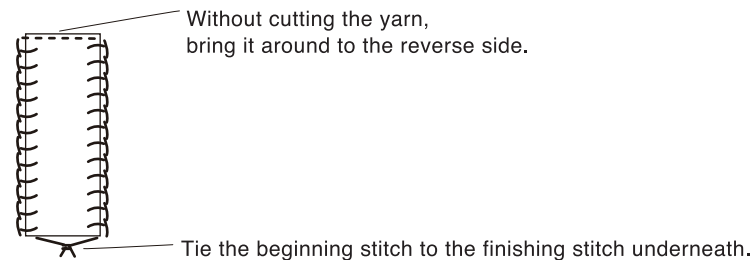
Instructions

1. The main body and center of the ribbon will be crocheted from A color wool.



2. For the center part, use a blanket stitch on both sides with the B color wool.

3. The main body is then cross-stitched to the center.



4. Attach a hair tie or brooch pin to the center of the bow, tidy it up and it is then finished.

