

Catch needles
on magnetic surface

Polish needles with
cream filled cushion

Cute magnetic needle holder & Needle sharpener

How to polish needles



- 1 Insert the needle slowly into the central filling cushion part.
- 2 Hold the upper and lower sides of the macaron.
- 3 While checking the polishing condition, insert and pull out the needle several times.

Sweet'n Sharp Macaron

NEW

4130 Raspberry



4131 Pistachio



You can't go without them! Convenient sewing tools.

Fork Pins

240 35 pcs. NEW 2401 70 pcs.

The double pins can pierce and firmly hold slippery lining materials in place. The tip is bent for easy pinning.



240



2401



Flexible Rubber Thimbles NEW

6031 Medium 6032 Large


Index finger thimble for easily pulling needle through fabric. Cooling vents for breathability.



6031

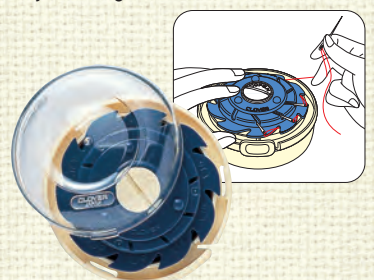


6032



Dome Threaded Needle Case 625

You can store threaded needles by winding them onto the reel.



625

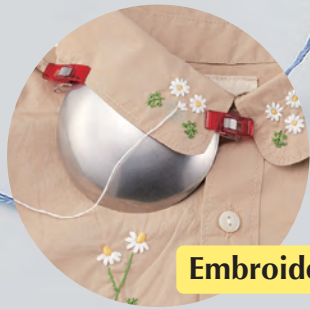




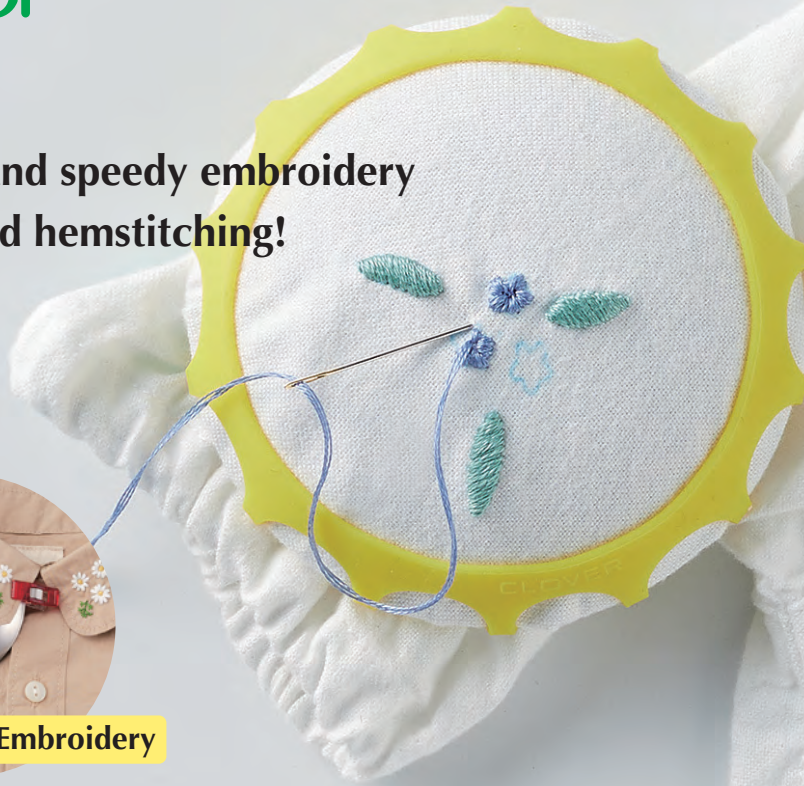
For easy and speedy embroidery and hemstitching!



Sewing



Embroidery

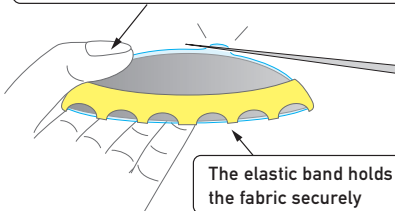


Appliqué

*"Wonder Clips" is not included in the set.

The secret to its ease of use

The dome protects your hands from needles



The elastic band holds the fabric securely

How to use

- 1 Place the Stitch Dome under the fabric.
- 2 Fix the fabric with the elastic band, work on your embroidery or hemstitching using the surface of the Stitch Dome.



Stitch Dome NEW

8830

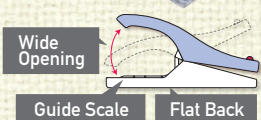
- Stitch dome x1
- Rubber x1



Useful for embroidery projects!


Wonder Clips (Assortment / 10 pcs.) 3185

Great holding capacity for many crafts.



Huck Embroidery Needles 2012

The tip is rounded and curved so cloth can be easily scooped.



Embroidery Threader 8611

Enfile-aiguille spécialement conçu pour les fils de broderie (aiguilles à broder).

Comes with a cap

