




# Accessories with Tassel



1. Make a tassel with sewing thread and setting jump ring on the top.

\*Before placing jump ring, tie the center of tassel and remove after setting jump ring.



2. Attach jewelry findings to create necklaces, earrings, and more.



## Tools

- Tassel Maker (Small) (Art No. 9940)
- Patchwork Scissors (Mini) (Art No. 493/CW)
- Pliers

## Material

- Sewing Thread
- Jump ring
- Jewelry findings