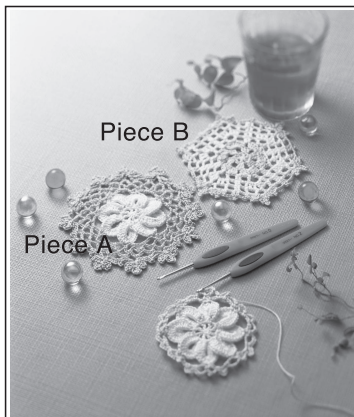


Small and Dainty Lace

* Follow the DIAGRAM for your work
 ** Follow the INSTRUCTION for colour changes




Piece A Instructions

- **Rounds 1-3:**
Stitch with unbleached cloth colored lace thread.
- **Rounds 4-7:**
Change to yellow lace thread and continue stitching.
- **Round 8:**
Change to green thread and continue stitching.
(Size of piece: Diameter 11 cm)

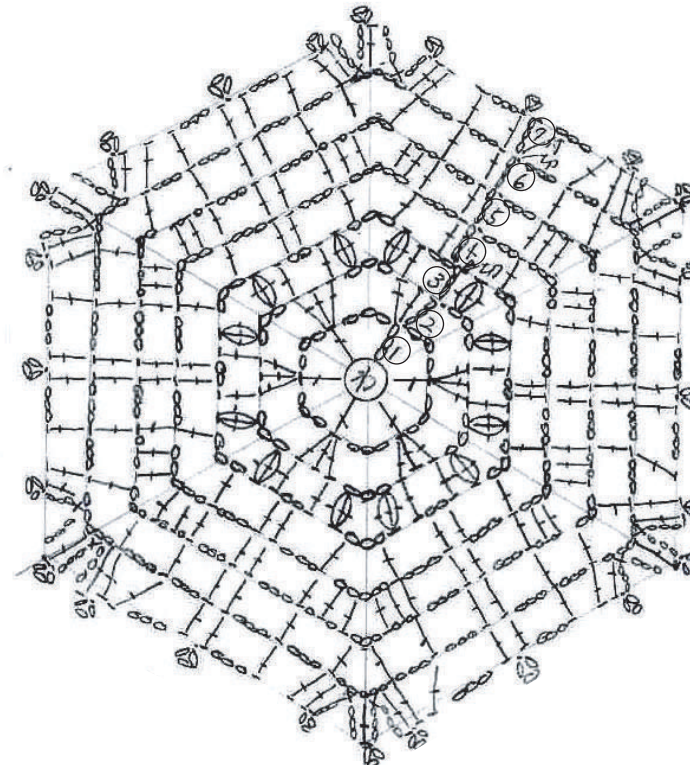
Piece B Instructions

- **Rounds 1-3:**
Stitch with pink lace thread.
- **Rounds 4-6:**
Change to unbleached lace thread and continue stitching.
- **Round 7:**
Change to pink lace thread and continue stitching.
(Size of piece: Length 11 cm x Width 10 cm)

Piece A / Stitching Diagram Center



Piece B / Stitching Diagram Center



Tools

- Soft Touch Steel Crochet Hook (Art No.1021)
or Amour Steel Crochet Hook (Art No.1221)

Materials

- Crochet thread #20: 2/18 m/50 g
- Piece A:
Green 1.7 g
Yellow 1.2 g
Unbleached 2.1 g
- Piece B: Pink 2 g
Unbleached 2 g