
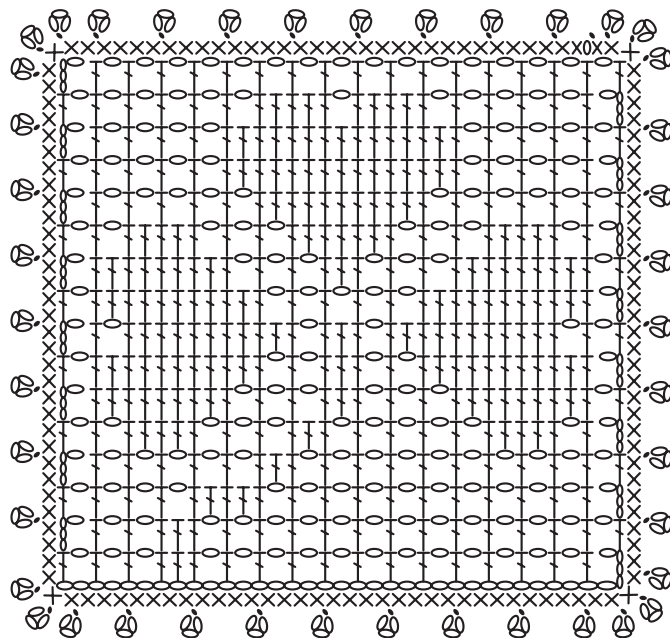


Grid Coaster




A.Clover




*Pattern is detailed for only Clover diagram.


A.Clover



B.Rose



C.Squirrel



Tools

- Soft Touch Crochet Hook (2.0 mm) (Art No.1001/2.0) or Amour Crochet Hook (2.0 mm) (Art No.1050)
- Darning needle

Materials

- Crochet thread #20: 2/8 m/50 g
- A: 7 g Approx.
- B: 7 g Approx.
- C: 7 g Approx.

Instructions

- * Each time start your motif with 38 foundation chain.
- R1: dc in the 6th ch from hook. Follow the diagrams for the rest of your work
- * Picot stitch edging : ch1, sc2in each space. Make 3ch picot stitch to every 4th sc
- * For the corners: make 3ch picot stitch to each sc x 3, as shown on the pattern for clover diagram