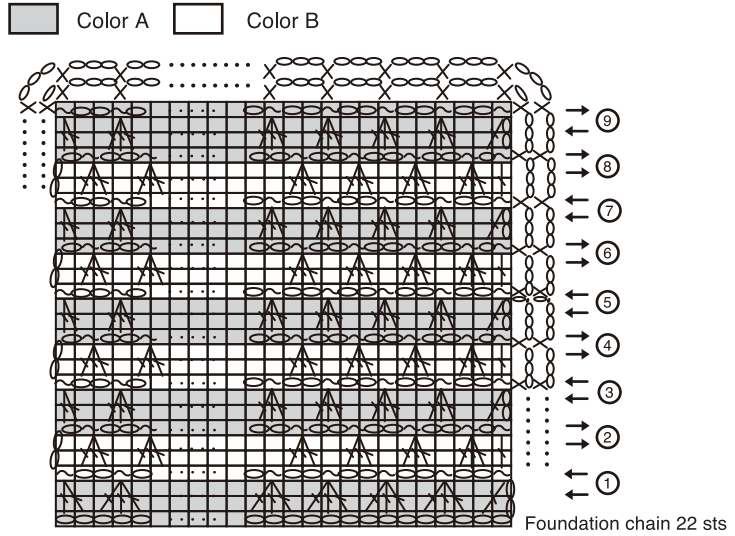



Tunisian Crochet: Mini Mat “Watermark Knit” and “Ball Knit”

Follow the diagrams for direction of the work and colour changes too.

Watermark Knit



Materials

- Aran (53 m/20 g)
- Color A: 20 g
- Color B: 20 g

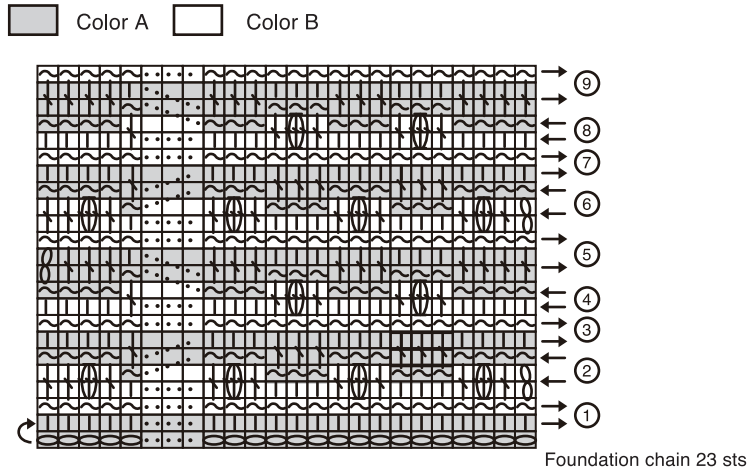

Tools

- Double Ended Tunisian Crochet Hook (4.0 mm) (Art No.1305/G)

Instructions

1. Start with yarn A finish with yarn A. crochet 9 rows on 22 foundation chains and follow the diagram for rest of the work.
2. Do the edging in color B yarn.

Ball Knit



Materials

- Aran (53 m/20 g)
- Color A: 20 g
- Color B: 20 g

Tools

- Double Ended Tunisian Crochet Hook (Art No.1305/G)

Instructions

1. Start with yarn A. crochet 15 rows on 23 foundation chains and follow the diagram for rest of the work. Do not change the colour for the last reverse row in sl st.
2. Do the edging in color B yarn.

